


# Play Tractor



## Code – PLT/2

### Age

2-5 years

### Materials

Compact Grade Laminate (CGL)

Galvanised Steel

Various Coloured Plastics

## Product Description

The Play Tractor features a fun play tunnel at the front for children to crawl through that leads into the cab, where they can stand on the driver's platform and take the tractor for a trip around the farm.

## Technical Information

### Equipment Dimensions

Length / Width / Height **1.7m x 0.9m x 1.3m**

### Surfacing and Area Required

Recommended Minimum Space L/W/H **5.3m x 4.5m x 2.8m**

Max Gradient of Ground **1 in 50**

Free Height of Fall **0.25m**

Impact Area **14.06m<sup>2</sup>**

Synthetic Area (i.e. EPDM / Wetpour / Synthetic Grass etc.) **10.06m<sup>2</sup>**

Loosefill at 150mm (i.e. Bark / Cushionfall / Sand) **4m<sup>3</sup>**

Grasslok Tiles **16**

### Installation Information

SGF

SF (if different)

Installation Time **1 Person(s) 6 Hour(s)**

Overall Weight **109kg** **108kg**

Heaviest Part **10kg** **10kg**

Largest Part **0.6m x 0.6m x 0.6** **0.6m x 0.6m x 0.6m**

Longest Part **1.2m** **1.2m**

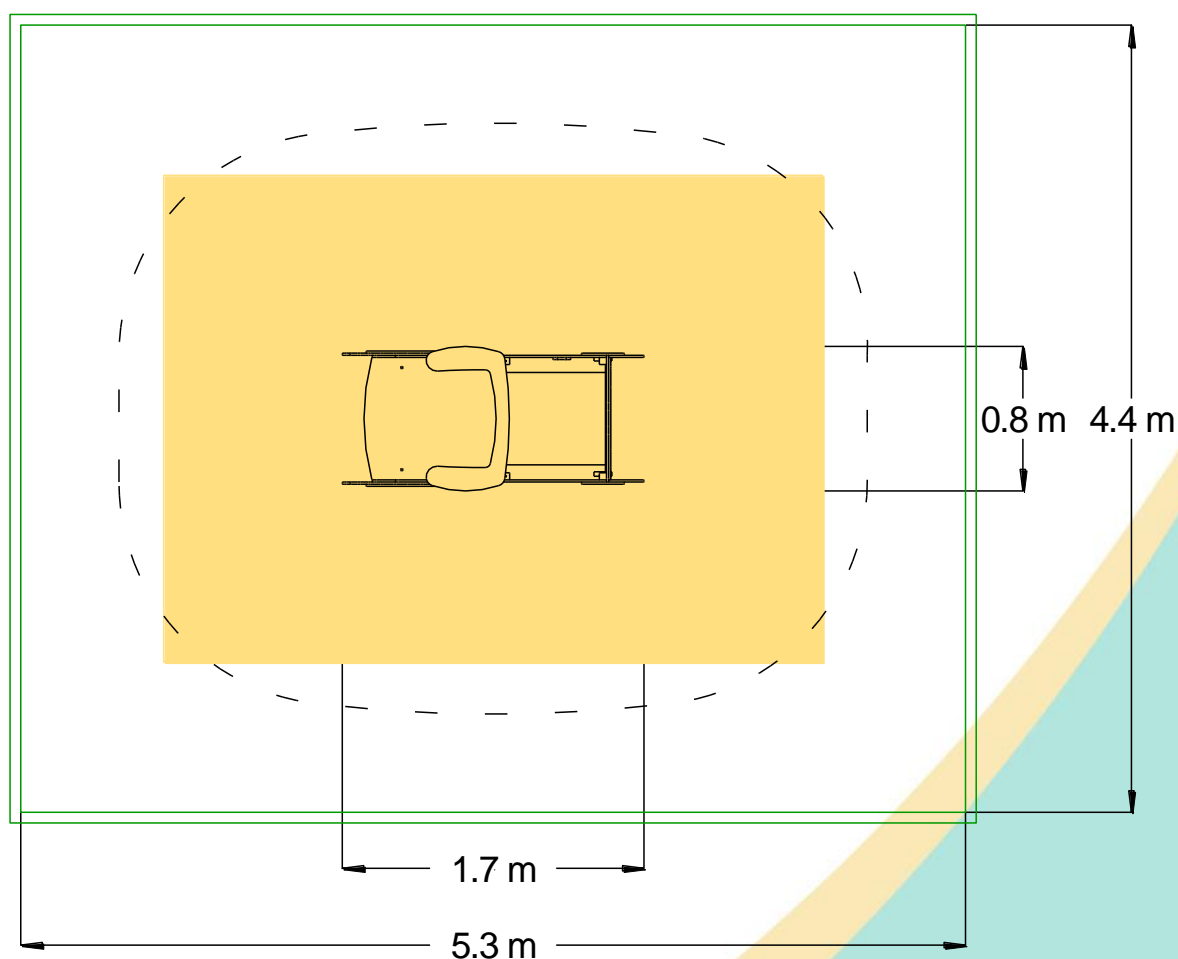
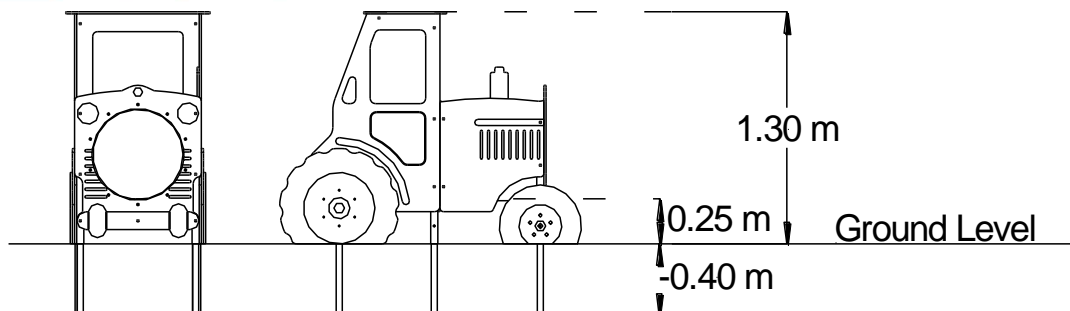
Concrete Required **0.3m<sup>3</sup>** **0.3m<sup>3</sup>**

Certified to ASTM F1487

[Click here for more information & downloads](#)



-  Loosefill Area
-  Suggested Hardstanding
-  Free Space
-  Unit Spacing Boundary



[Click here for more information & downloads](#)

